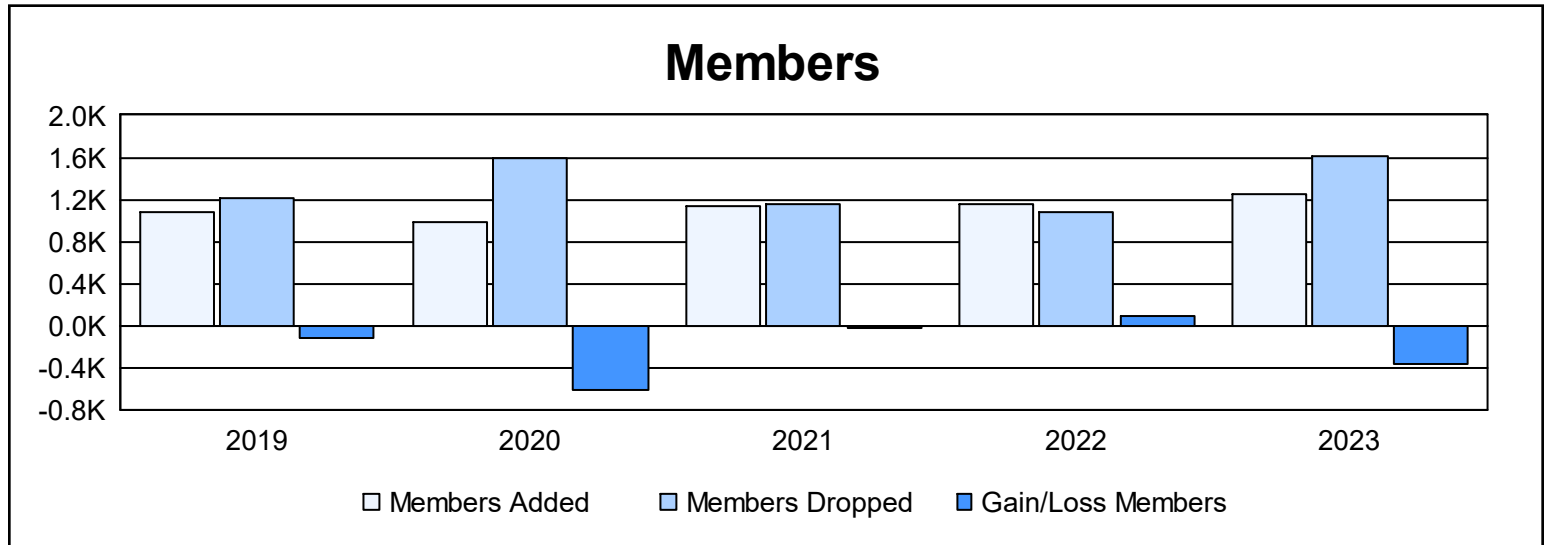
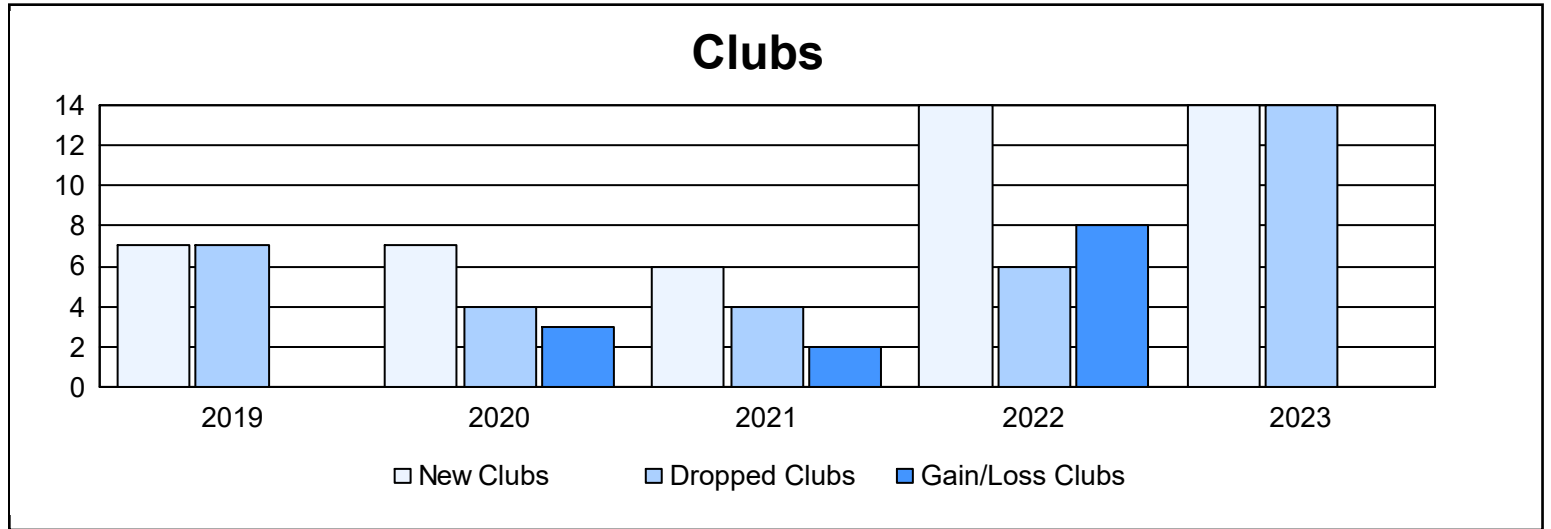
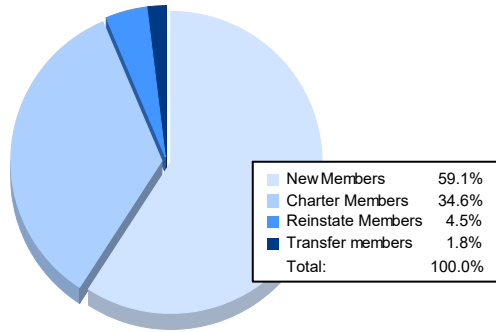


| Year | New Clubs | Dropped Clubs | Gain/Loss Clubs | New Members | Charter Members | Reinstate Members | Transfer Members | Total Member Added | Total Members Dropped | Gain/Loss Members |
|----------------|-----------|---------------|-----------------|-------------|-----------------|-------------------|------------------|--------------------|-----------------------|-------------------|
| 2018-2019 | 7 | 7 | 0 | 720 | 257 | 62 | 42 | 1,081 | 1,202 | -121 |
| 2019-2020 | 7 | 4 | 3 | 589 | 254 | 89 | 49 | 981 | 1,585 | -604 |
| 2020-2021 | 6 | 4 | 2 | 810 | 200 | 92 | 35 | 1,137 | 1,152 | -15 |
| 2021-2022 | 14 | 6 | 8 | 701 | 362 | 57 | 32 | 1,152 | 1,071 | 81 |
| 2022-2023 | 14 | 14 | 0 | 742 | 435 | 56 | 23 | 1,256 | 1,614 | -358 |
| Average | 10 | 7 | 3 | 712 | 302 | 71 | 36 | 1,121 | 1,325 | -203 |



Membership Composition June 2023 Cumulative



Gender Composition June 2023 Cumulative

